



ಬೃಹತ್ ಬೆಂಗಳೂರು ಮಹಾನಗರ ಪಾಲಿಕೆ
Bruhat Bengaluru Mahanagara Palike



BBMP COVID-19 WAR ROOM 29.12.2022

BBMP / COVID-19 WAR ROOM / BULLETIN – 1011/ 29.12.2022 / #BBMPfightsCOVID19



OVERVIEW OF COVID-19 IN BENGALURU



CASE TRENDS

ACTIVE CASES **1,249**

Confirmed Cases

44

18,76,712[#]

Recovered Cases

21

18,58,472[#]

Death Cases

0

16,991[#]



HOSPITALIZATION

0

ICU – V

-

ICU

-

HDU

-

General

0

INCLUDES GOVT. QUOTA AND PRIVATE WALK-IN HOSPITALIZATION



VACCINATION

3,406

2,05,17,969[#]

First Dose

305

96,81,368[#]

Second Dose

285

94,85,935[#]

Precaution Dose

2,816

13,50,666[#]



TRIAGING

MTU

4

Tele Triage

30



ACTIVE CZs

0

MCZs (< 5 cases)

0

Clusters (> 5 cases)

0



TESTING

6,057

3,20,26,403[#]

RAT

1,445

RTPCR

4,612

Positivity :0.73%

*FOR LAST 7 DAYS

: indicates cumulative numbers till date



ABSTRACT OF COVID-19 SCENARIO IN BENGALURU

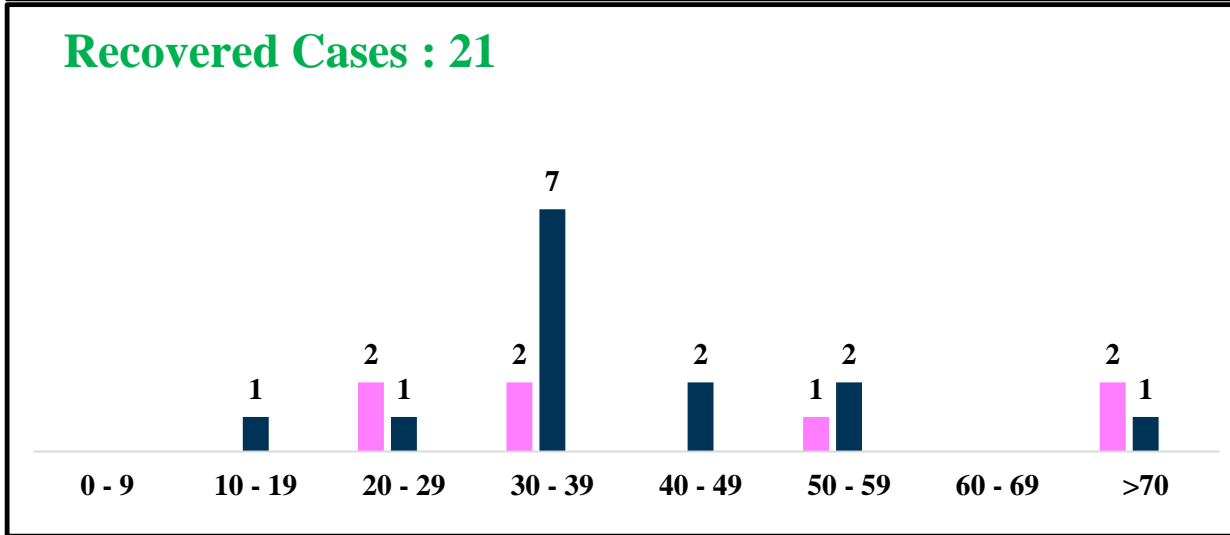
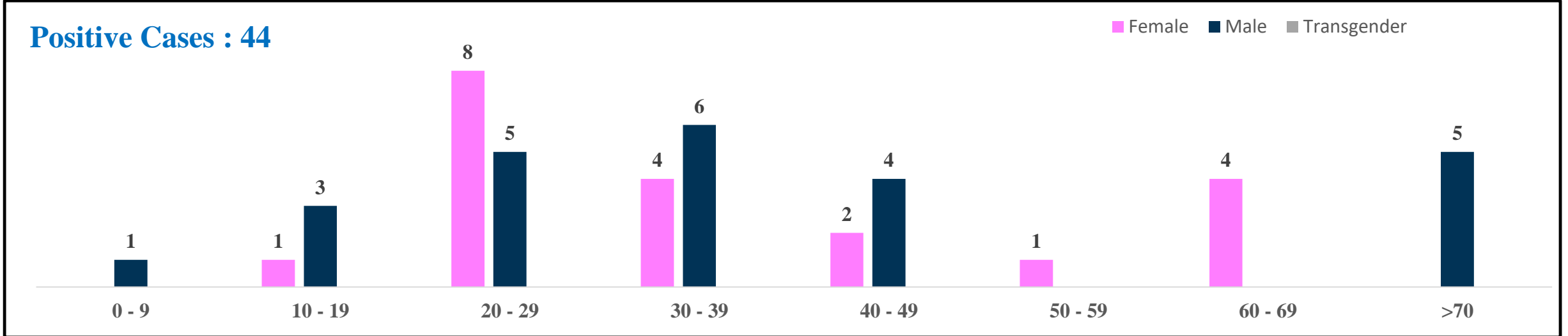


	MALE			FEMALE			TRANSGENDER			TOTAL		
	Last 24 Hours	Last 7 Days	Cumulative	Last 24 Hours	Last 7 Days	Cumulative	Last 24 Hours	Last 7 Days	Cumulative	Last 24 Hours	Last 7 Days	Cumulative
Positive Cases	24	94	11,06,614	20	73	7,69,902	0	0	196	44	167	18,76,712
Recovered Cases	14	87	10,94,111	7	55	7,64,174	0	0	187	21	142	18,58,472
Death Cases	0	0	10,761	0	0	6,226	0	0	4	0	0	16,991
Total Tests Done	In Last 24 hrs. : 6,057			In last 7 days : 22,869			Cumulative : 3,20,26,403					
Vaccine Doses Administered	In Last 24 hrs. : 3,406			In last 7 days : 20,295			Cumulative : 2,05,17,969					
ACTIVE CASES									1,249			

*Covid deaths occurred today : 00 | Covid deaths occurred beyond last 24hrs., reported today : 00



LAST 24 HOURS AGE GROUP AND GENDER WISE DISTRIBUTION





POSITIVITY RATE OF BENGALURU – LAST 21 DAYS



Average Cases in Last 7 days : 24

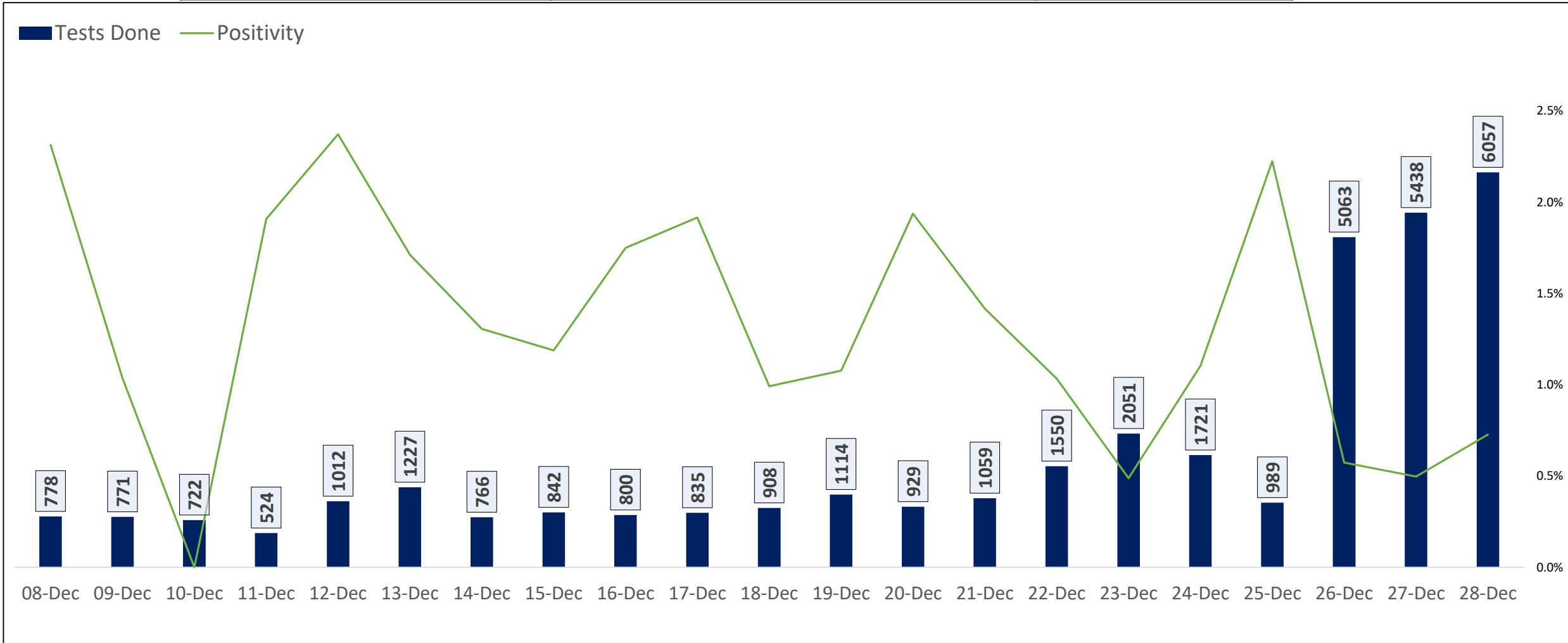




TESTING TRENDS IN BENGALURU

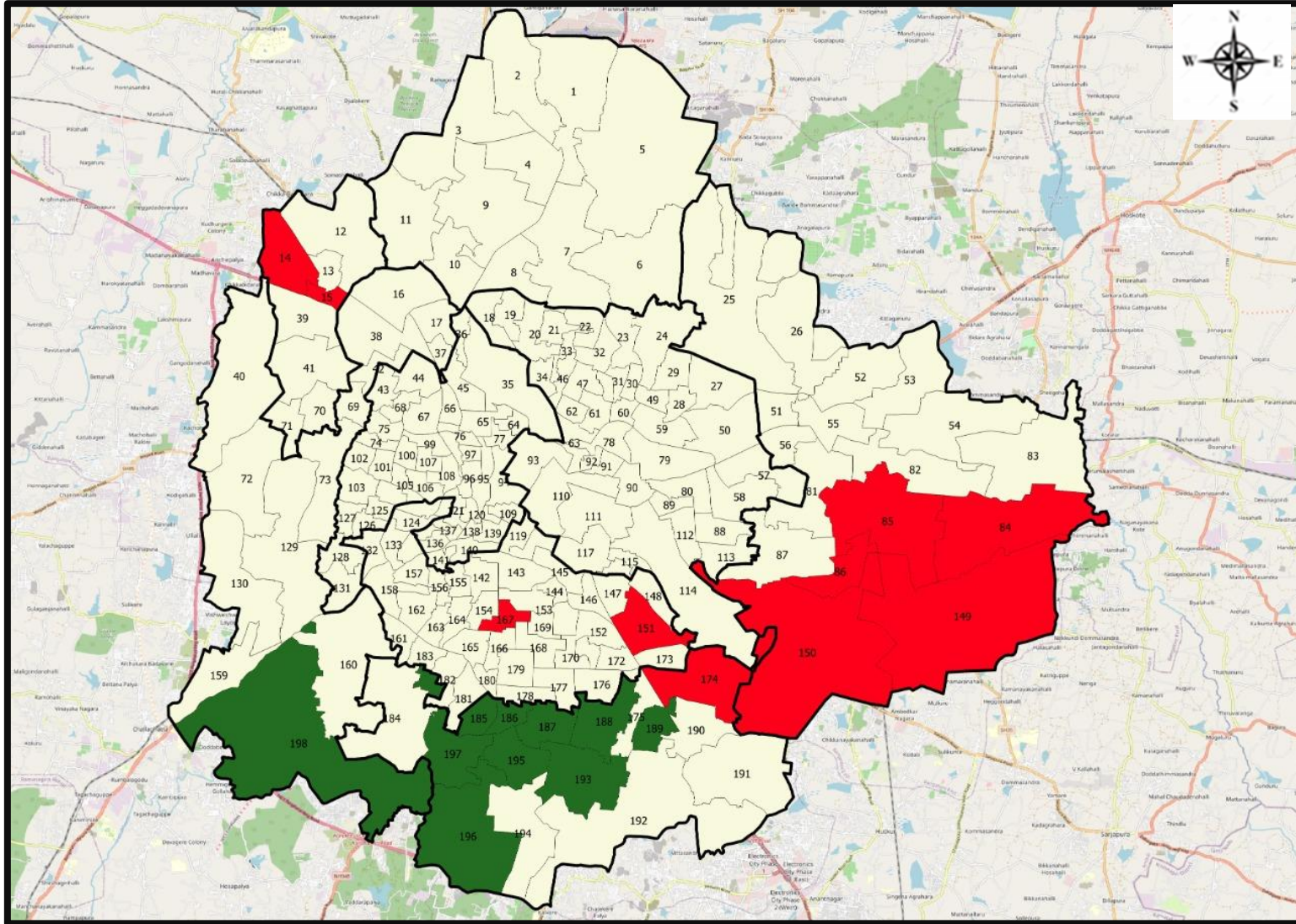


Total Test Conducted Till Date	Test Conducted Last 24 hours	Last 7 Days Average
3,20,26,403	6,057	3,267





BENGALURU URBAN MAP SHOWING TREND OF POSITIVE CASES IN LAST 7 DAYS



Top 10 wards reporting highest number of positive cases in last 10 days

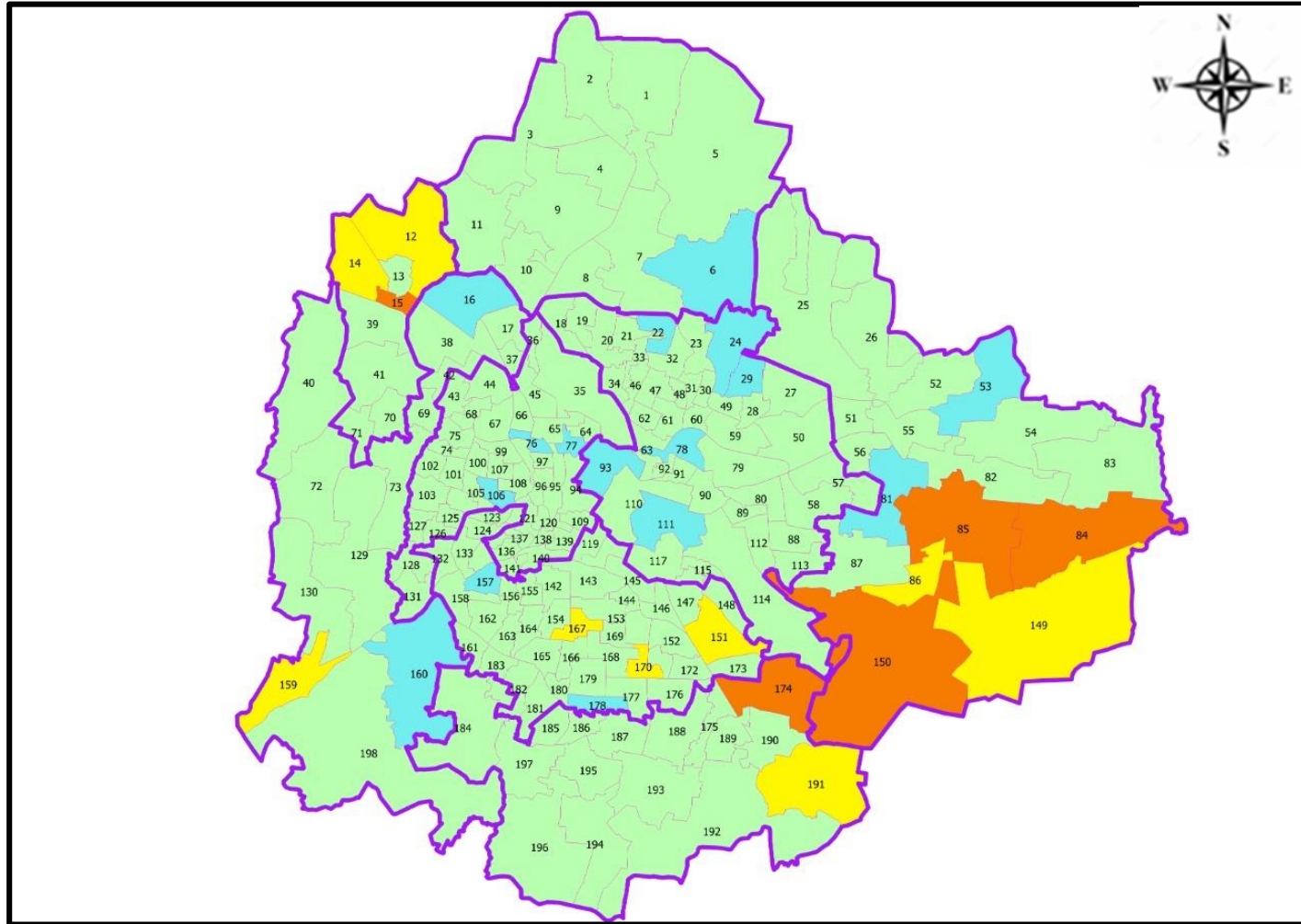
Ward No.	Ward Name	Daily Cases Average
150	Bellanduru	2
85	Dodda Nekkundi	2
174	HSR Layout	1
15	T Dasarahalli	1
84	Hagadur	1
86	Marattahalli	1
149	Varthuru	1
14	Bagalakunte	1
151	Koramangala	1
167	Yediyur	1







Top 10 wards reporting least number of positive cases in last 7 days

Ward No.	Ward Name	Daily Cases Average
198	Hemmigepura	0
197	Vasanthpura	0
196	Anjanapura	0
195	Konanakunte	0
193	Arakere	0
189	Hongasandra	0
188	Bilekhali	0
187	Puttenahalli	0
186	Jaraganahalli	0
185	Yelchenahalli	0



BENGALURU MAP SHOWING INTENSITY OF POSITIVE CASES IN LAST 7 DAYS



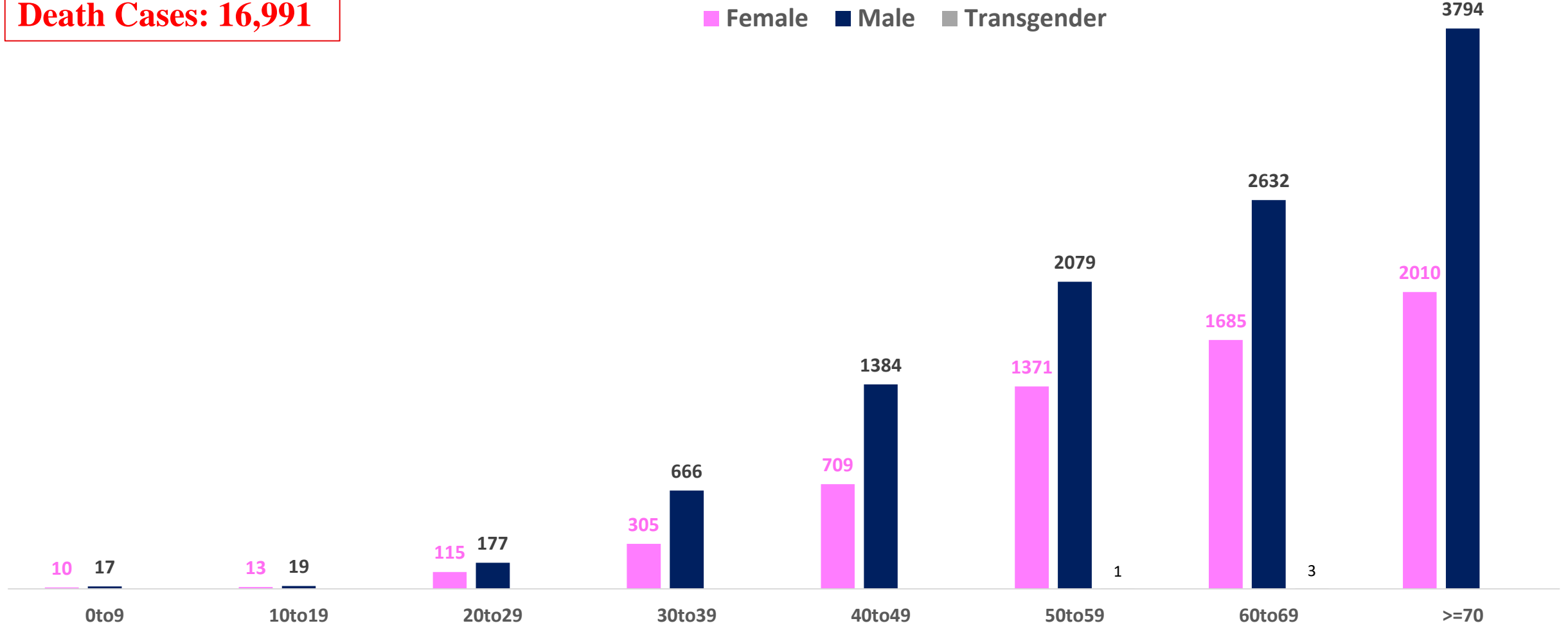
-  Level 1 : 0 to 1 Cases
-  Level 2 : 1 to 3 Cases
-  Level 3 : 3 to 5 Cases
-  Level 4 : 5 to 10 Cases
-  Level 5 : More than 10 Cases
-  Zone Boundaries



AGE AND GENDER WISE DISTRIBUTION OF DEATH CASES



Death Cases: 16,991





COVID-19 SCENARIO IN BENGALURU AND OTHER METROPOLITIAN CITIES



CITY NAME	Positive Cases	Active Cases	Recovered	Deceased	Vaccine Doses Administered
New Delhi	20,07,175	39	19,80,615	26,521	3,73,17,328
Bengaluru*	18,76,712	1,249	18,58,472	16,991	2,37,78,980
Mumbai	11,54,182	48	11,34,388	19,746	2,21,34,555
Chennai	7,93,178	22	7,84,085	9,071	1,13,96,462

Source : <https://dashboard.cowin.gov.in/> at 5:00pm (29.12.2022)
Source : <https://www.covid19bharat.org/> at 5:00pm (29.12.2022)

*includes BBMP & Bengaluru Urban



SNAPSHOT OF COVID-19 CASES IN BENGALURU URBAN



**Total Wards With
0 Cases* :
122**

**Tests Conducted
on 28.12.2022:
6,057**

**Recovery
Rate*:
99.03%**

**Total
Active Cases :
1,249**

**Total Vaccinated
on 28.12.2022:
3,406**

**Positivity
Rate* :
0.73%**

**Active
Rate*:
0.07%**

**Case
Fatality Rate* :
0.00%**





*Total positive cases In the past 7 days

*CFR and positivity is for Past 7 days



ಬೃಹತ್ ಬೆಂಗಳೂರು ಮಹಾನಗರ ಪಾಲಿಕೆ
Bruhat Bengaluru Mahanagara Palike



Download BBMP Bulletin	https://apps.bbmpgov.in/covid19/mediabulletin.php
To register for vaccination :	https://selfregistration.cowin.gov.in/
BBMP COVID19 Dashboard:	https://apps.bbmpgov.in/covid19/
Follow us on:	 www.facebook.com/bbmp.comm1/
	 twitter.com/BBMPCOMM
	  BBMPSplHealth

Issued by:

Honorable Chief Commissioner, BBMP
Special Commissioner Health & IT, BBMP
MD, Bengaluru Smart City Limited

THANK YOU !


ಬೃಹತ್ ಬೆಂಗಳೂರು ಮಹಾನಗರ ಪಾಲಿಕೆ
Bruhat Bengaluru Mahanagara Palike

Stay Safe from COVID-19 Virus

 **Wear Mask**

Wash Hands Regularly 

 **Maintain Social Distance**

Get Vaccinated 

For more information around COVID-19 call the BBMP helpline number 1533

